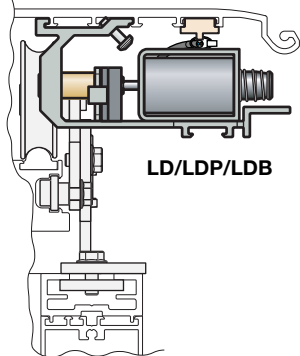
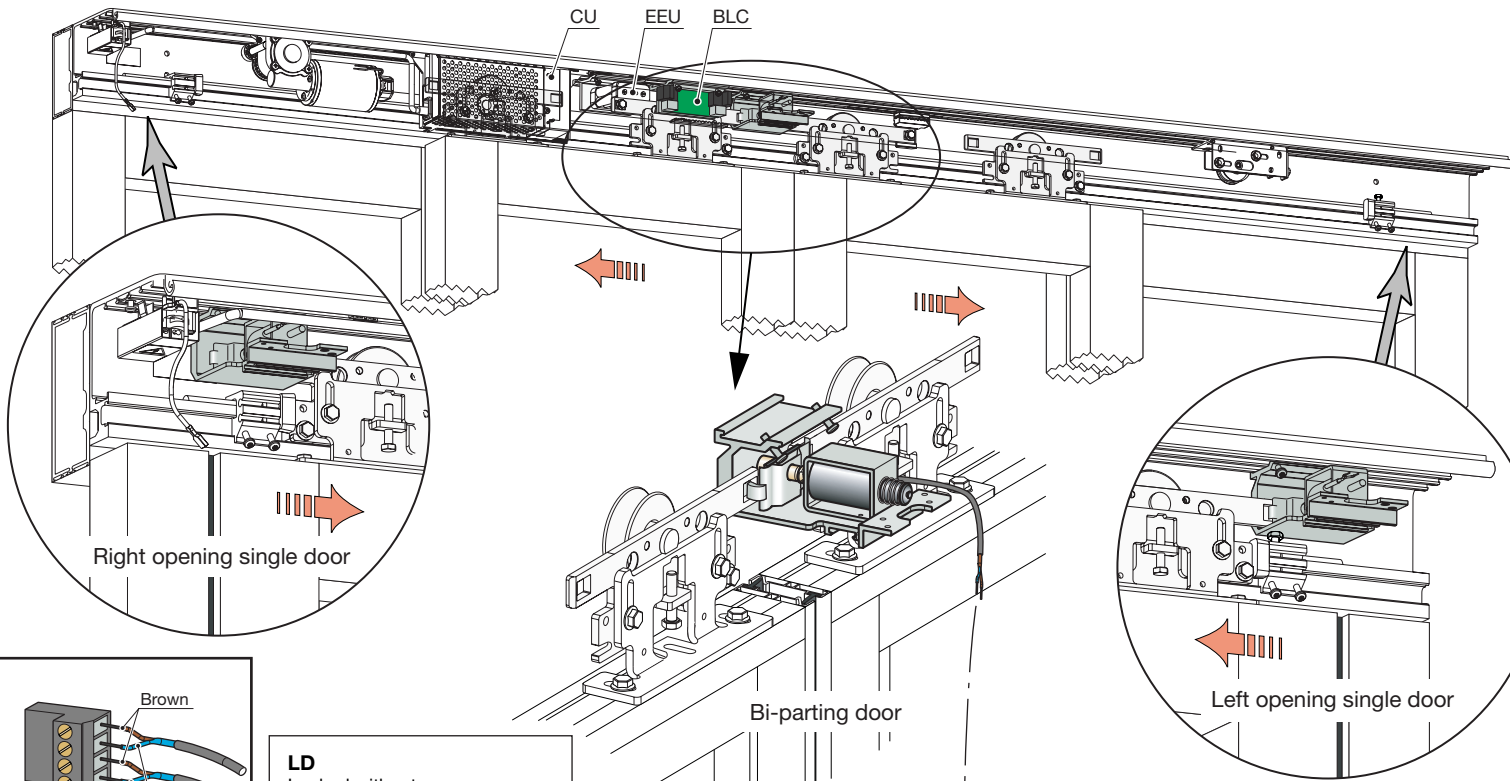


UniSlide/UniSlide-T



LD/LDP/LDB



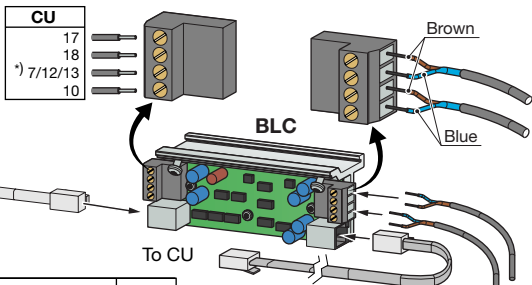
Right opening single door

Bi-parting door

Left opening single door

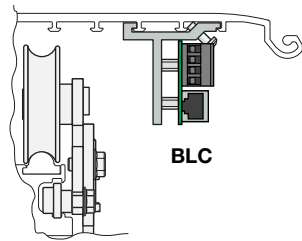
LDB + BLC, Art. No. 550602

*) Connect to any of these terminals not used for other accessories

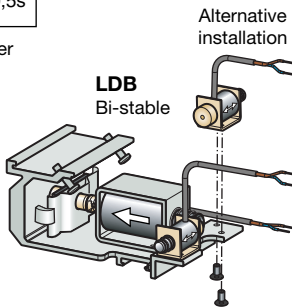


CT Param./Conf.	Description	Value
Lock	Exit Lock	Off
	Opening Delay For Lock	0,5s

Note! CU set to locked **without** power

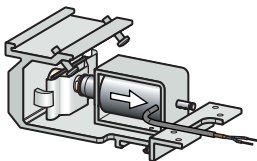


BLC

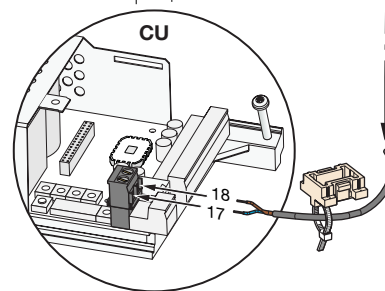
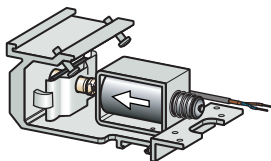


LDB Bi-stable

LD
Locked without power
Art. No. 550494



LDP
Locked with power
Art. No. 550516



CU

Function selector (FS)	OFF	ON
2 Lock type	LDP	LDB/LD
3 Lock release		Yes
8 Hold force on closed door		Yes ¹

¹ Recommended

LD/LDP/LDB
Locking device
UniSlide/UniSlide T
Installation drawing

besam

F

656007