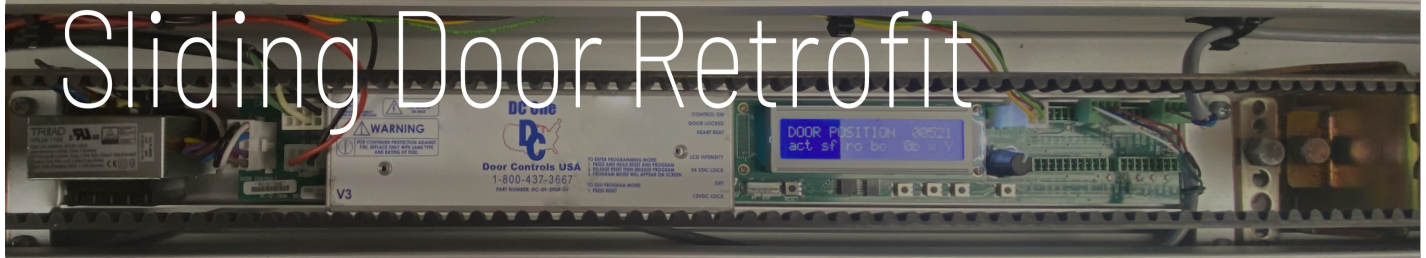


DC ONE



Door Controls USA

Sliding Door Retrofit



YOUR ONE SOLUTION

The DC One Sliding Door Retrofit with half the labor time and cost of a new door replacement, is a way to resolve your service issues. The DC One provides an effective alternative to the packages or doors that have been clad with expensive materials (such as stainless steel, polished brass, or paint).


When you simply do not have the budget to replace a door, the DC One can immediately provide an economical and reliable solution.

ADDITIONAL FEATURES

- User Friendly
- Intuitive LED Display
- One-man Installation
- Fully compliant for speed force & time delay requirements of ANSI A156.10

BEFORE

AFTER



10/16/2023

800-437-3667

DoorControlsUSA.com



Door Controls USA

SPECIFICATIONS

POWER INPUT:

120 Volt AC, Single Phase

POWER CONSUMPTION:

150W Max

SECONDARY POWER CONSUMPTION:

24 Volt, 1A Max.

DRIVE TRAIN:

Molded Brush DC Motor with Gear Reduction Assembly

CONTROL:

Microprocessor Controller

MAX DOOR WEIGHT:

400 lbs (200 lbs per panel for bi-part)

OPERATING ENVIRONMENT:

-4° F to 150° F (-20° C to +70° C)

30% to 85% Relative Humidity

DC ONE RETRO FIT INCLUDES

Motor/Gearbox

Control

Drive Belt (Optional On Some Systems)

Belt Bracket

Idler/Tensioner (When Required)

Decal Set

All Hardware For Mounting

DC ONE

Sliding Door Retrofit

AVAILABLE MODELS

AMERICAN

SDC

BESAM

A, B, C SERIES, EZ-FIT, AMD I/II & UNISLIDE-SL500

SIERRA/BWN

ADW, SDW, OB2000 & OB200 TELESCOPIC

CAJO

SDC

DIR-O-MATIC

ASTROSCOPIC, ASTROSLIDE I/II & 96K I/II

DORMA

ESA, ESII

GILDOR

SLM & TELESCOPIC

HUNTER

DS-18C

MANUSA

BRAVO

NABCO/ GT

100, 1100, 1175, U30

RECORD/ KM

1000, 1100, 7000, 5100 & 5000 HYDRAULIC

SOLIC

SOLIC

STANLEY

AIRSLIDE, MAGICSLIDE, DUNAGLIDE, DURAGLIDE & TELE

TORMAX

TC-9000, I-MOTION 2301

DOORTRONIX

DOORTRONIX

TUCKER

SL 10.4L

HORTON

2003 BELT/TELE, 2001 BELT, 2000 LINEAR/TELE, 100 AIR SLIDE, ELEGANT



SUPPLEMENTAL PARTS

TOP TRACK

TOP/BOTTOM (PIVOTS)

TOP TRACK CAP

UNIVERSAL DOOR STOP

BOTTOM TRACK


PANIC BREAKAWAY

BOTTOM TRACK CAP

BOTTOM GUIDES/ ROLLERS

FELT

SENSORS



800-437-3667

DoorControlsUSA.com