



Door Controls USA

DC4000 Heavy Duty Full Power Swing Door Operator



MADE TO CLOSE. BUILT TO LAST.

The DC4000 is compliant with ANSI A156.10 safety standards and is designed for extra-large barrier-free doors with high wind conditions, stack pressure, and high volume pedestrian traffic.

STANDARD FEATURES

- Easy installation with no structural changes required
- Clear or dark bronze anodized finish
- Mounting Type: Surface mount
- Single, pair or double egress doors
- 1 Year Warranty
- Built in interface for use of electric strikes, mag locks, and other integrated systems
- User friendly display for status and error code troubleshooting.

APPLICATIONS

- Healthcare Facilities
- Colleges & Universities
- Supermarkets
- Airports





Door Controls USA

DC4000

Heavy Duty Full Power Swing Door Operator

SPECIFICATIONS

HEADER SIZE:

6 1/2" x 6 1/2"

DOOR WIDTH:

Up to 48" per door leaf

DRIVE TRAIN:

Heavy duty gear drive and 1/8 HP motor

CONTROLLER:

Microprocessor controller with built in power assist

ACTIVATION & SAFETY SENSOR OPTIONS:

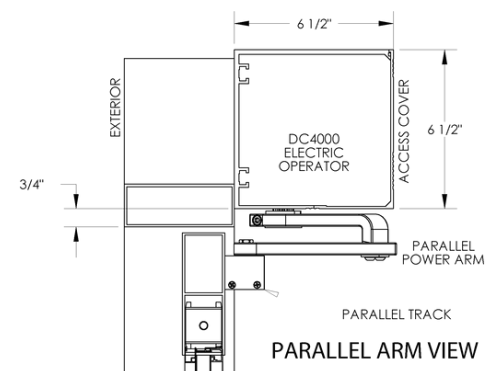
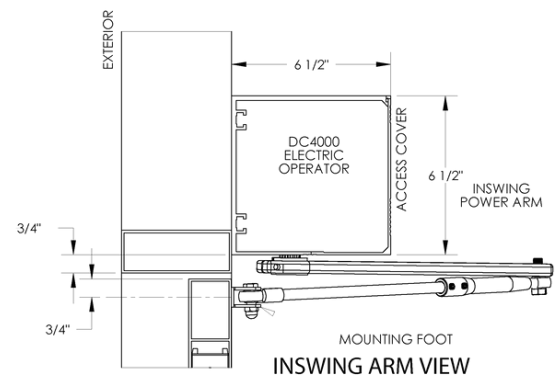
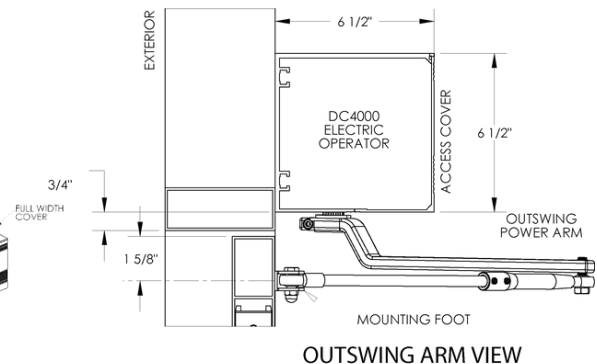
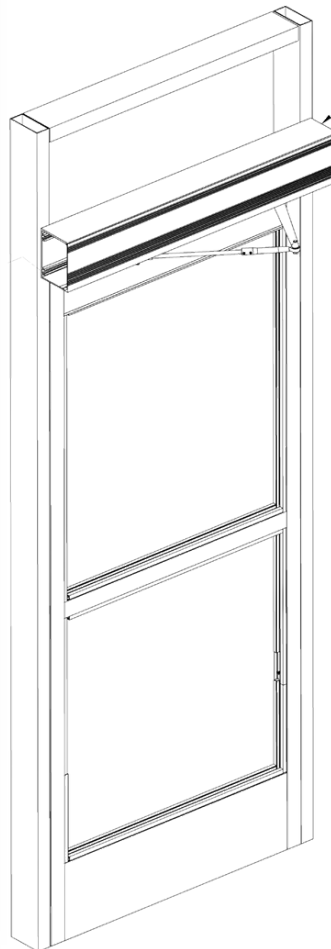
Motion and Monitored Presence

CODE COMPLIANCE:

ETL | BHMA/ANSI A156.10

POWER INPUT:

120 VAC, 50-60Hz, Single Phase 15 amp service. Current Draw 3.15 amps



SENSOR OPTIONS:

ELITE

The Pro-Swing ELITE T is designed to detect moving and stationary people, staying active even during door motion.



LZR MICROSCAN

Stand-alone, door-mounted, swing door safety system.



FIND MORE ONLINE AT
DoorControlsUSA.com

800-437-3667

Parts@DoorControlsUSA.com