

YOUR FIRST LINE OF DEFENSE DURING SEVERE WEATHER CONDITIONS.

DURA-STORM™ SLIDING DOOR SYSTEMS

Endure Hurricane-Force Winds with Dura-Storm Sliding Door system

As a leader in door automation since 1932, STANLEY offers the convenience of automatics doors while providing the peace of mind knowing that your doors meet the strict requirements of Miami-Dade County and Florida's building codes. With the flexibility and modern aesthetics of STANLEY's Dura-Storm Sliding Door System, you can choose from three options to address the individual needs of your building. The Impact Series meets the most stringent building design and code requirements in the US and eliminates hurricane shutters per the Florida code. The Impact Steel Reinforced Series with standard medium stiles provide the extra rigidity for large size door opening applications. The Non-Impact series offers a transom option to bring in additional light. Medium and narrow stiles are offered on both the Impact and Non Impact Series.

MECHANICAL

ELECTRONIC
LOCKING

AUTOMATIC
OPENING

ACCESS CONTROL/
SOFTWARE

INTRUSION

IDENTITY

TRACKING

Automatic and manual sliding, swinging, and revolving door systems. Customized solutions for every application.

DURA-STORM™ SLIDING DOOR SYSTEMS



Increased Security

Heavy duty Security Hooks with steel reinforcement improves security and provides extra protection during extreme weather conditions
(Impact Security Hooks Shown)



Code Compliant

Larger impact glass stops secure the glass and improve the integrity of the door

Aesthetically Pleasing

Improved aesthetics with the narrow stile option



Easy to Install

3M VHB Structural glazing tape eliminates the need to caulk

Durable Construction

Welded corners ensure panel integrity



The Dura-Storm Sliding Door Systems provide peace of mind in any weather conditions

- **Code Compliant** – Tested to withstand high winds of up to 75psf and the impact of flying debris. Meets the stringent Florida Building Code and Miami-Dade requirements.
- **Durable** – Reinforced security hooks and welded joints ensure panel integrity under the most extreme weather conditions. Tested to 1 ½ times the rated design pressure.
- **Aesthetically Pleasing** – Offers greater customization and improved aesthetics with the addition of the narrow stile option.
- **Easy to Install** – Installation is now faster and simpler by utilizing a 3M VHB environmentally-friendly glazing technique which is applied at the factory. This eliminates the need to caulk when putting in glass and provides a more reliable seal.
- **Increased Security** – Armored strikes and heavy duty security hooks with steel reinforcement for additional security.

STANLEY. Built to Last.

When it comes to automatic door openings, STANLEY is setting the standard for tough, dependable, long-lasting performance. Since 1932, we've grown into one of the largest manufacturers, installers and service providers of automatic doors in North America.

From engineering and development, to product delivery and quality, STANLEY is constantly moving forward with innovative solutions you can depend on.

Dura-Storm™ Sliding Door System

Dura-Storm Product Specifications*

Description	Standard	Optional
Design	Bi-Part or Single Slide	
Breakout	Series 2000 Sliding Panels Only or Series 3000 Full Breakout	
Jamb Dimension	1 3/4" x 4 1/2"	1 3/4" x 6"
Finish	Clear or Dark Bronze	Special Finish Available
Stiles	Narrow	Medium
Glass	9/16" Laminated (impact)	1/4" / 1" (non-impact)
Mechanical Locking	Key Operated Multi-Point	Panic Release, Multi-Point, Keyed **
Electric Locking	Optional Solenoid Lock	
Lock Indicator	Standard (Not Available With Panic)	
MC-521 Pro Controller	Standard	
Controls	6 Position Rotary	Rocker Switch, Keyed Rotary Controls, ECO Pro™
Door Position Switch	Optional, Single or Dual	
Battery Backup	Optional	
Transom	Optional (1/4" or 1" glass; non-impact series only)	
Muntin Bars	Optional	
Threshold	Configurable Options, Continuous	
Approvals	FBC, Miami-Dade Product Control, BOCA, IBC, NFPA 101, UL, ANSI/BHMA	

*Certain options are NOA specific

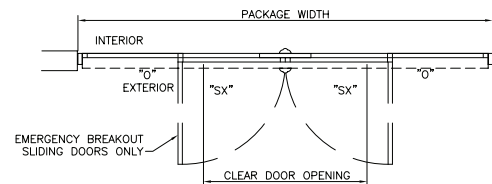
** 3000 Series only

Dura-Storm Maximum Package Dimensions including PSF Ratings

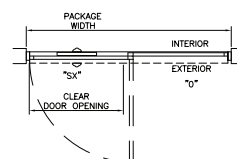
Package Dimensions			
Package Type		Maximum Dimensions (width x height)	PSF Rating
2000/3000 Impact Series	Bi-Part	168" x 96"	75
	Single Slide	108" x 96"	75
2000/3000 Non-Impact Series	Bi-Part	168" x 96"	55
	Single Slide	108" x 96"	55
2000/3000 Non-Impact Series with Transom Option	Bi-Part	168" x 92" x T 119 3/4" 168" x 96" x T 123 3/4"	55
	Single Slide	108" x 92" x T 119 3/4" 108" x 96" x T 123 3/4"	55
2000/3000 Impact Series, Steel Reinforced*	Bi-Part	192" x 104"	55
	Bi-Part	179 1/2" x 128"	55

* Medium Stile Only

2000 Series Plan View

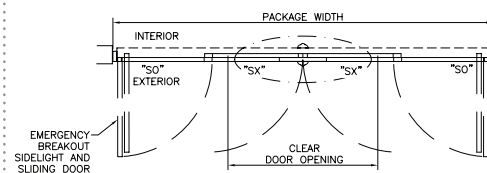


Bi-Part Plan View

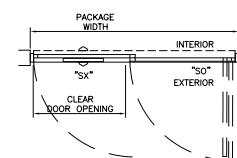


Single Slide Plan View

3000 Series Plan View



* Medium Stile Only



Bi-Part Plan View